



1847 115th Ave SE  
Dazey, ND 58429  
701-733-2413  
wac@dakcamps.org

# Welcome to Camp!

#705 June SonSeekers

June 8-10, 2025



You are registered  
for  
#705  
June  
SonSeekers

Check In:  
Sunday  
June 8  
3:00 PM

Check Out:  
Tuesday  
June 10  
10:00 AM



DAK/MN Area  
Central Camping Office  
122 West Franklin Ave # 400  
Minneapolis MN 55404  
855-622-1973  
info@dakcamps.org  
www.dakcamps.org

## I'm coming to camp! Now what?

We are very excited to share camp with YOU!

Have fun doing fun camp activities like swimming, playing games, campfires, singing, growing in faith and eating great food.

**Two Weeks Before Camp** - Full payment for camp is due. And be sure your **Release of Liability Waiver & Public Relations Release** and **Medical Information/Health Form** have been filled out online. (Or bring them with you to camp - but they are **required** to attend camp)

Questions about being a shepherd? There will be a shepherd meeting at the start of camp. Be sure to register! See [www.dakotasumc.org/camping/deans-volunteers-ambassadors/deans-and-camp-volunteers](http://www.dakotasumc.org/camping/deans-volunteers-ambassadors/deans-and-camp-volunteers)



## What happens when I get to camp?

- ▶ Please park in the designated parking area at the top of camp
- ▶ Bring forms, medications, and camp store money to the Welcome Center in the camp office located inside Harmony Cabin.
- ▶ Bring, or have completed on-line, your two forms:
  - **Medical Information/Health**
  - **Release of Liability Waiver & Public Relations Release**
- ▶ There will be a short health screening and you will have time to meet with our health care manager and go over your Health Form.
- ▶ All medications, prescribed or

- over-the-counter, must be given to the health care manager.
- All medication must be in original containers labeled with name and dosage.**
- ▶ On the Health Form, please make sure that you list the people authorized to pick up your child (including yourself!) We can not release your camper unless that person's name is on the health form and they have a picture ID
- ▶ Remember, campers are required to be supervised by their parents or guardians until they are completely checked-in.
- ▶ Meet your counselors and get settled in your cabin after check-in! Let's go!

**See the next page for Packing List and more information. Contact us at Camp or at the Camping Office with questions.**

# Packing List

## Bring-a-Friend Reward

Share camp with a friend and save!

For each new camper you bring to camp, request \$25 off your registration fee. (Contact the Camping Office for information)

## Lost & Found -

please label all your belongings before you leave home and check out the lost & found box during your check-out time. At summer's end, all unclaimed items will be donated to local charities.

## Camp Store & Canteen

The Canteen will be available each day for campers to purchase snacks. Money can be left at check-in for campers to have on their accounts. Money not spent will be returned at check-out. The Camp Store has jackets, sweatshirts, caps, t-shirts, souvenirs, postcards and stamps for sale during camp and after check-out.



## What to Bring

- Signed Health & Waiver Forms if not completed online
- Medications needed during camp (in Rx bottle)
- Clothing for each day (rainy days too!)
- PJ's
- Jacket or sweatshirt
- Bath towel & washcloth
- Soap, shampoo, toothbrush & toothpaste
- Swimsuit, beach towel, sandals or water shoes
- Bible, notebook & pencil
- Sunscreen & insect repellent
- Tennis Shoes
- Sleeping bag (or bedding) & pillow
- Flashlight

## What to Bring – Optional

- Money for Camp Store (turned in @ check-in)
- Camera (you won't have your cell phone)
- Hat
- Extra batteries for flashlight and/or camera

## What NOT to Bring

- Pets
- Sports Equipment or electronics
- Fireworks or lighters
- Extra food, snacks or pop
- Alcohol, tobacco, vapes, or drugs
- Weapons
- Vehicles (campers under 18)
- Cell phones – If campers bring a cell phone, they will need to leave it with a camp staff member during check-in

## Contacting Your Camper

**Mail** – (Mail letters ahead or leave for staff to deliver during camp.)

The address is:

Wesley Acres Camp  
Camper's Name and Camp  
1847 115<sup>th</sup> Ave SE  
Dazey ND 58429

**One-Way E-Mail** - You can email your camper at

[WACampers@dakcamps.org](mailto:WACampers@dakcamps.org)

On the subject line please put: Camper Name and Camp Name.

**Emergency Contacts** - In the event of an emergency, contact the camp at 701-733-2413.

## Check-Out Time

Your **Check-Out date and time** are on the front of this letter.

Come to **Harmony Cabin** to check-out your camper.

Campers will receive any **unspent store money** and any **medications** they turned in.

You will be e-mailed a brief **survey** relating to your camper's experience. We ask that, if possible, it be completed shortly after reuniting with your camper. Your important feedback will help us better serve campers throughout the summer.

**We are looking forward to a great time at Camp!**

**Follow us on social media to keep track of the action!**



# Wesley Acres Camp

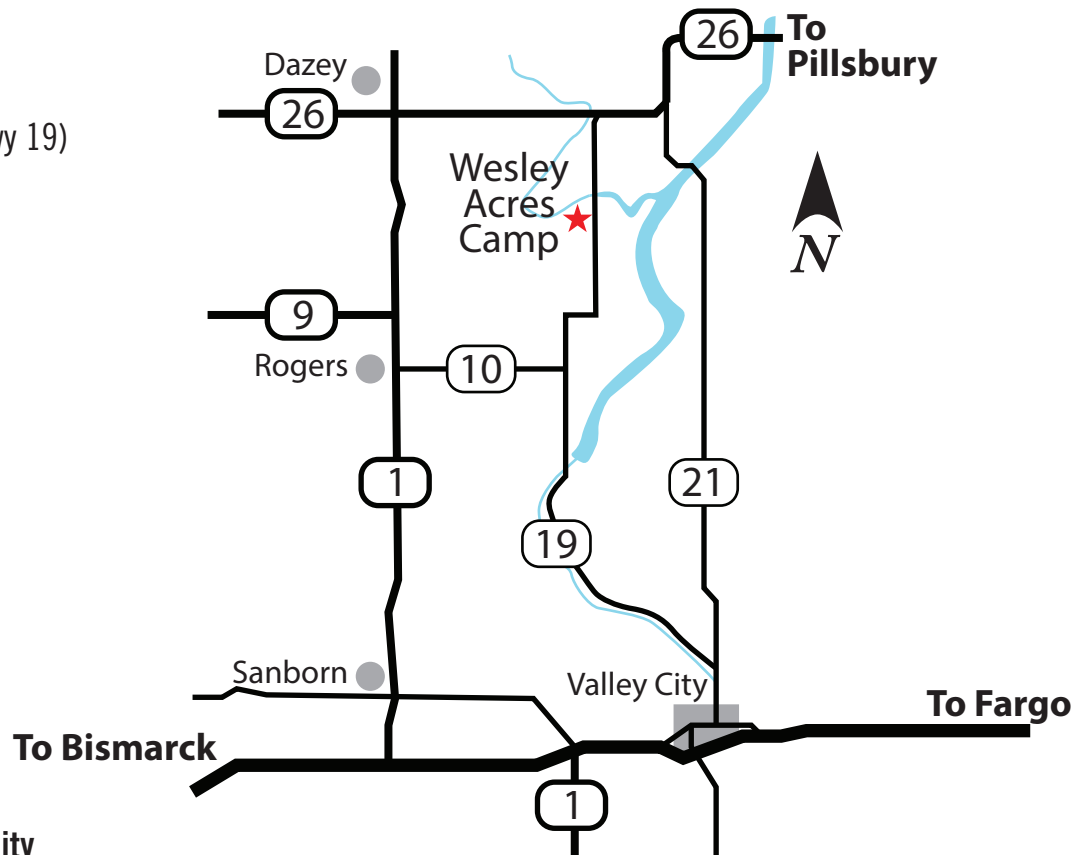
## Directions

### Address:

1847 115th Ave SE (Co. Hwy 19)  
Dazey ND, 58429

### Contact Details:

(701)733-2413  
wac@dakcamps.org



### From I-94 east of Valley City

- Take exit 294 and turn right into Valley City.
- Turn right after Brothers III gas station onto 5th Avenue NE.
- Proceed under the Highline train bridge, over the Sheyenne River, and over the railroad tracks.
- Immediately turn left onto County Hwy 19. Stay on paved Co. Hwy 19 past Bald Hill Dam.
- Wesley Acres is 8 miles north of the dam halfway down the hill on the left side of the road.

### From I-94 west of Valley City

- Take exit 283 and turn left onto ND Hwy 1.
- Proceed north for 12 miles.
- Turn right onto Co. Hwy 10 (24th Street) just as you approach the Rogers Elevator on your left.
- Proceed 5 miles east on the paved road to a T-intersection and stop sign.
- Turn left (north) onto Co. Hwy 19 and proceed on the pavement six miles.
- Wesley Acres is on your left halfway down the hill.

### From north and west of camp

- Proceed south on ND Hwy 1.
- Turn left (east) just past Dazey onto ND Hwy 26.
- Proceed 6.3 miles.
- Turn right at the top of the hill onto County Hwy 19 (115th Ave SE).
- Proceed 2.4 miles to Wesley Acres on your right, just over the creek.

### From north and east of camp

- Proceed south on ND Highway 32.
- Turn right (west) just past Pillsbury onto ND Hwy 26.
- Proceed 7.4 miles.
- Turn left (south) onto County Hwy 19 (115th Ave SE).
- Proceed 2.4 miles to Wesley Acres on your right, just over the creek.



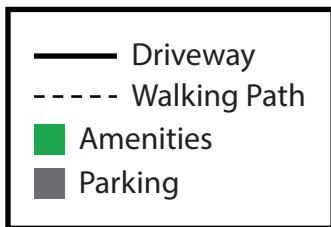
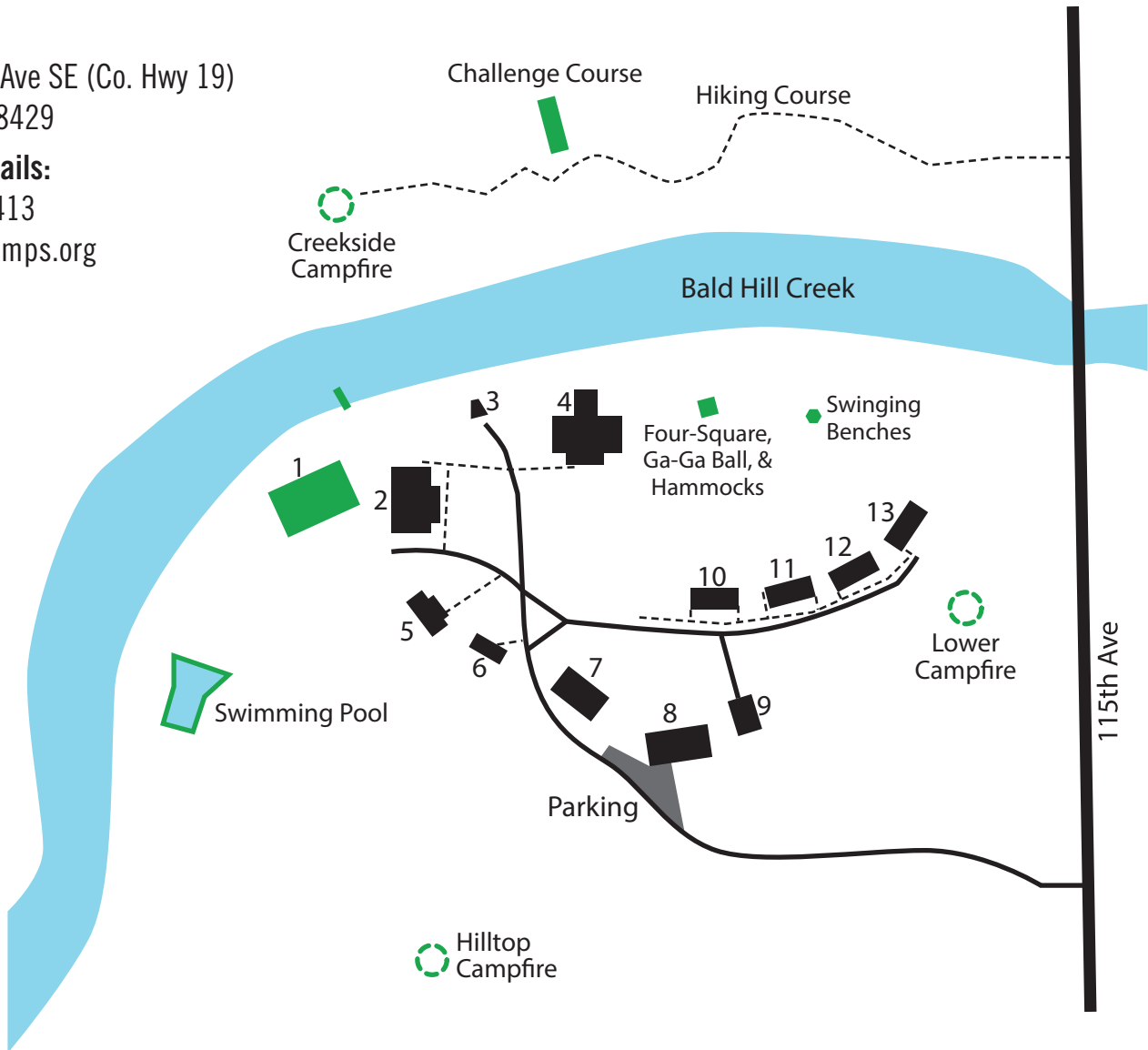
# Wesley Acres Camp Camp Map

**Address:**

1847 115th Ave SE (Co. Hwy 19)  
Dazey ND, 58429

**Contact Details:**

(701)733-2413  
wac@dakcamps.org



- |                     |                     |
|---------------------|---------------------|
| 1. Basketball Court | 7. Invitation Cabin |
| 2. Grace Hall       | 8. Director's House |
| 3. Prayer Chapel    | 9. Camp Shop        |
| 4. Chapel           | 10. Arthur Cabin    |
| 5. Faith Cabin      | 11. Spirit Cabin    |
| 6. Harmony Cabin    | 12. Promise Cabin   |
|                     | 13. Praise Cabin    |



DAK-MN Area Central Camping Office  
122 W. Franklin Ave. Ste. 400  
Minneapolis, MN 55404

(855) 622-1973  
info@dakcamps.org